

RAYNOR®
STEELFORM™
SECTIONAL RIBBED DOORS



SteelForm STANDARD, white, with oval windows

V E R S A T I L E

R E L I A B L E

D U R A B L E

RAYNOR®
GARAGE DOORS
Built to be worry free.™

RAYNOR® STEELFORM™

SECTIONAL RIBBED DOORS

Rugged SteelForm doors are ideal for commercial and industrial applications. SteelForm door sections are a full 2" thick and made of hot-dipped galvanized steel for maximum rust resistance.

SteelForm OPTIMA

Designed for peak performance, the heavy-duty, 16-gauge steel skin and rugged hardware provide maximum reliability and durability for high security in the most demanding applications.

SteelForm STANDARD

This benchmark product provides proven Raynor reliability and durability to meet or exceed the requirements of daily use. These 20 and 24-gauge doors are offered with the widest selection of quality features and options for the most common product applications.

SteelForm BASIC

A simple solution for typical applications, this door provides Raynor quality and durability in a limited selection of sizes, features and options.



SteelForm OPTIMA, white, with full-view aluminum windows

Series MODEL	Exterior Steel Thickness	Max. Opening Width	Max. Opening Height	Construction	Surface Texture	Section Thickness	End/Center Stile Steel Thickness	Optional Insulation (R-Value)	Exterior Colors	Section Warranty
SteelForm OPTIMA (S-16)	16-Gauge (.053")	24'	24'	Steel Pan	Smooth (Flush)	2"	13-Gauge/16-Gauge	Polystyrene (7.70) Fiberglass (7.57)	White	1-Year (Any Rust)
SteelForm STANDARD (S-20, S-24)	20-Gauge (.035") or 24-Gauge (.023")	32' 24'	24' 24'	Steel Pan	Smooth (Ribbed)	2"	16 or 13-Gauge/16-Gauge	Polystyrene (7.70) Fiberglass (7.57)	White Frost White,* Dark Brown,* Sepia,* Beige*	1-Year (Any Rust)
SteelForm BASIC (S-24C)	24-Gauge (.021")	16'	16'	Steel Pan	Smooth (Ribbed)	2"	16-Gauge/16-Gauge	Polystyrene (7.70) Fiberglass (7.57)	White	1-Year (Any Rust)

*Available in 24-gauge only.

WARRANTY SteelForm doors carry a 1-year limited warranty against any rust. See your local Raynor Dealer for complete details.

1 Insulation.

SteelForm doors are available with energy-saving insulation. Choose from hardboard, white impact-resistant (shown) or steel (26, 24, 20 or 16-gauge) back covers.

2 Customized track and hardware systems.

Track systems are supplied to fit special clearances, inclines or contour applications. Hardware and track systems can be designed to fit any need.* Additional trussing is available for special windloading applications.

3 Choice of windows.

Windows are available in your choice of either 24" x 8" oval (pictured on SteelForm OPTIMA) or in full-view aluminum intermediate sections (pictured at left). Choose from a variety of insulated and noninsulated glass, acrylic and polycarbonate styles suitable for any application.

4 High-cycle counterbalance systems.

For reliable operation in high traffic areas, choose high-cycle torsion springs with 25,000, 50,000 or 100,000-cycle life. For reduced maintenance and ultra-smooth operation in heavy-use applications, choose a weight counterbalance system.

5 Locks.

In applications where control and access are important, choose from a variety of locking options to help keep your building secure.* Locks come in both inside and outside variations.

6 Removable center posts.







Carry-away and swing-up options are available for extra-wide openings. Ideal for agricultural or airplane hangar applications.

7 Pedestrian doors.

Pedestrian doors are designed for convenient entry and to help minimize energy loss.* Available on SteelForm STANDARD models.

8 Carbon monoxide vent.

Allows you to channel fumes to the outside when door is closed. Available in a variety of sizes.



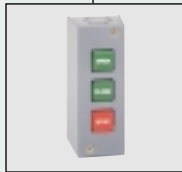
* Some options may be limited to door size or model. Contact your local Raynor Dealer regarding availability for your application.

POWERHOIST™ OPERATORS



PowerHoist operators.

Raynor offers a full line of rugged PowerHoist operators. Trolley operators (top) are mounted overhead and suspended from the ceiling. Jackshaft operators (middle) are side-mounted and attached to the wall. Manual chain operation is also available.



Control options.

A variety of control stations, photoelectric eyes and remote activation devices are available.

ENERGY-SAVING OPTIONS




Header seal.

Flexible, EPDM rubber flap header seal reduces air infiltration and energy costs by sealing the top of the door against the header.



Section joint seal.

SteelForm doors are available with a neoprene foam rubber section joint seal to help prevent airflow between sections.



Jamb seal.

Jamb seal also helps to reduce air infiltration and decrease energy costs by sealing the side of the door when closed. Available in EPDM rubber or flexible vinyl flap.

White

All SteelForm doors are available in White. For additional product color options, see below.

Dark Brown


Frost White

Sepia

Beige

24-gauge SteelForm STANDARD doors may be upgraded to Dark Brown, Frost White, Sepia or Beige. These colors feature the Kynar™ paint process, which provides extended UV protection against fading.


Every **SteelForm door** is built for superior performance and includes the features listed below. For additional options, please see the inside spread.



1

Durable construction.


Constructed with stainless steel rivets and roll-formed tongue-and-groove meeting rails for maximum structural integrity, SteelForm doors are built to withstand windloads to 20 p.s.f.



2

Rugged hardware and springs.

Your SteelForm door comes packaged with the right combination of hardware, track and springs to precisely match your door's size and application and provides years of reliable service.



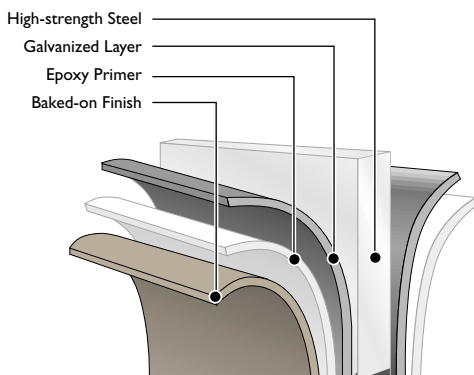
3

Decreased energy costs.

SteelForm doors help you reduce energy costs with a U-shaped, vinyl bottom weatherseal secured by a sturdy aluminum retainer.



SteelForm doors feature hot-dipped galvanized, rust-resistant steel with a baked-on finish.



APPLICATION GUIDE

	SteelForm OPTIMA (S-16)	SteelForm STANDARD (S-20, S-24)	SteelForm BASIC (S-24C)
Agricultural Buildings	●	●	●
Commercial/Multi-Tenant	●	●	●
Fire Station/Ambulance	●	●	●
High Security	●	●	○
Large Opening Size	●	●	●
Mini-Warehouse	○	●	●
Service Station	●	●	●
Thermal Environments	●	●	●
Transit Facility/Truck Terminal	●	●	●
Underground Parking	●	●	●
Noninsulated Storage	●	●	●
Warehouse/Manufacturing	●	●	●

● Best Choice ● Good Solution ○ Applicable



**Depend On Professional Installation
By Your Raynor Dealer**


When you select Raynor, you're not just getting a superior commercial door, you're getting professional door installation and service expertise.

Every Raynor door is installed by an experienced Raynor professional. And that means added benefits for you. Because it's done right the first time, your door will deliver performance and reliability from

the day it's installed. Your technician will check your door for everything from safety to performance to appearance.

Trust your Raynor door to someone who knows it better than anyone else—your professional Raynor Dealer. We have over 600 authorized dealers serving North America and over 50 countries worldwide.

Raynor also offers a full line of rolling service, fire and traffic doors as well as security grilles and counter shutters. See your Raynor Dealer or visit www.raynor.com for more information.



RAYNOR®
GARAGE DOORS

Built to be worry free.™

Raynor Worldwide P.O. Box 448, 1101 East River Road, Dixon, IL 61021-0448

CALL
1-800-4-RAYNOR

CLICK
www.raynor.com

FAX
1-815-288-7142

Exclusively Distributed By:



This information was as complete and factual as possible at the time it was printed. We do, however, reserve the right to make changes in product specifications and availability without notice. Features and options may be different in countries other than the United States. Product colors have been reproduced as well as possible with present commercial printing processes. For absolute accuracy in color matching, use actual product samples.