

INSULATED SERVICE DOORS



Hard Rock Park - Myrtle Beach, SC

Built To Last

The Cookson Company manufactures a custom Insulated Rolling Service Door that is hand-made with superior design. Every Cookson door is built with heavy duty, quality materials. Each insulated service door includes: 50,000 life cycle design, structural angle guides and bottom bar, cast iron gears and stops, fabricated steel brackets, 20 psf windloading, and our exclusive FinalCote finish. Special Doors are also available for sizes up to 70' wide and 100' high as well as high cycle and ultra high cycle applications. The Cookson family has spent over 70 years manufacturing premium insulated rolling doors that have endured the test of time.

Best Value-Best Finish

Cookson insulated rolling service doors offer excellent fit and finish designed to be a great value. Cookson insulated service doors are available in a choice of superior finishes including FinalCote, ColorCote, Anodized Aluminum, and Stainless Steel. Cookson's FinalCote is the most durable standard finish available; it is scuff resistant, eliminates field painting and gives greater protection than prime paint. Salt spray tests have been conducted on FinalCote slats with no rust appearing after 1000 hours. ColorCote, a powder coated finish that is available in 180 standard colors, is furnished from The Cookson Company's in-house, automated powder coating operations at all Cookson facilities; custom powder coat colors are also available. Anodized aluminum is available in clear and bronze; and Stainless steel is offered in a #4 finish.

Consistent Insulation

The Cookson Company uses solid insulation inserted between two slats to ensure consistent density and complete insulating coverage. Combined with full perimeter weather-stripping, the Cookson Insulated Service Door is the best value available.

Effortless Operation and Installation

Cookson doors are recognized in the industry as being the easiest to operate. Premium ball bearings, balance designs, and precision construction ensure efficient, trouble-free use with minimal maintenance. Door size, building design and operational requirements should determine the operator type. Door installers prefer Cookson doors above other manufacturers due to the easy installation procedure and special design.

Exceptional 2-Year Warranty

The Cookson Company guarantees its products from defects in materials and workmanship for a period of two years from the date of factory shipment. The finest quality materials have been assembled by trained craftsmen to the exacting specifications of our design engineers producing a rolling door unsurpassed by other manufacturers. Should insulated service door parts be required, they are available from two plant locations, Phoenix, AZ and Gastonia, NC.

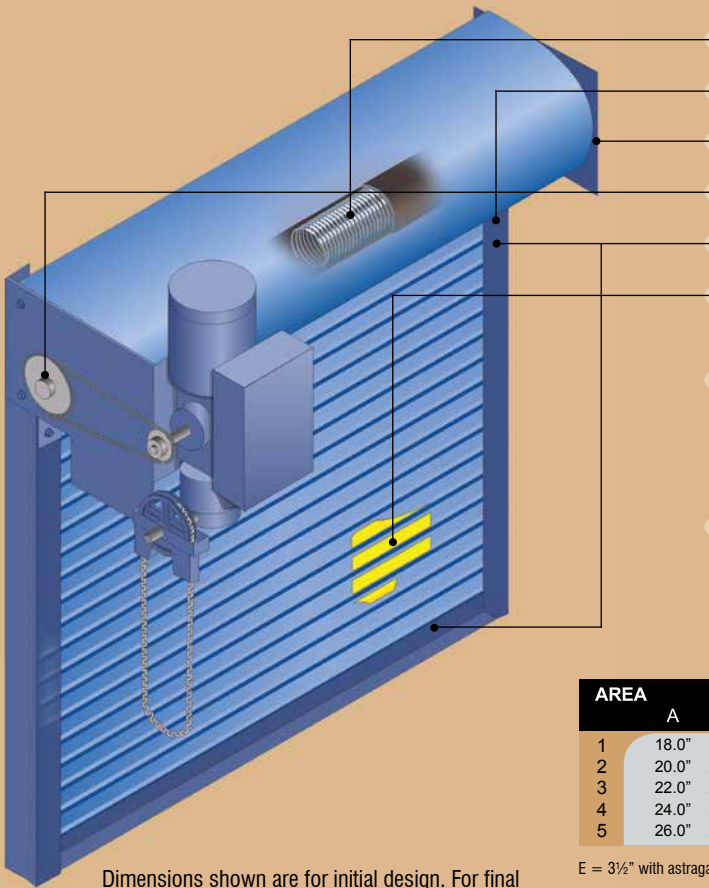
Temp-Master® Insulated Service Doors

Provide enhanced sealing capability and compliance to International Energy Conservation Code 2012 Air Infiltration Requirements. Visit Cooksondoor.com for more information on this design option.



THE PREFERRED

INSULATED SERVICE DOOR



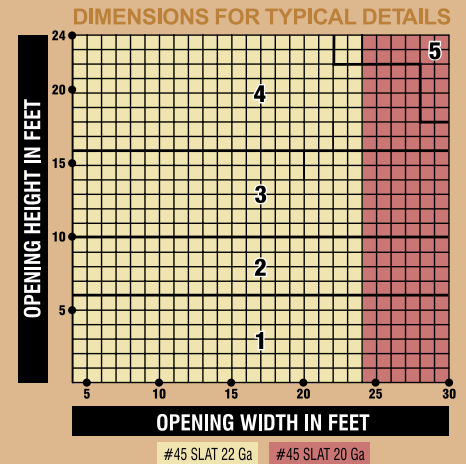
- Oil Tempered Torsion Springs Designed for 50,000 Life Cycles
 - Cast Iron Stops
 - 1/4" Thick (Minimum) Steel Plate Brackets
 - Heavy Duty Cast Gears (Chain and Crank Doors)
 - Structural Angle Guides and Bottom Bar
 - Solid insulation is inserted between metal slats to ensure consistent density and complete insulating coverage.
- Choice of Finishes: FinalCote (Standard: Tan, Gray and White)
 ColorCote in 180 Standard Colors (Optional)
 Aluminum (Clear Anodize, Bronze Anodize)
 Stainless Steel (#4 Polish)
- Choice of Operation: Chain
 Crank
 Motor

AREA	DIMENSIONS						
	A	B	C	D	W	X	Y
1	18.0"	19.0"	6.5"	9.5"	2.5"	3.0"	3.0"
2	20.0"	21.0"	6.5"	9.5"	2.5"	3.0"	3.5"
3	22.0"	23.0"	6.5"	9.5"	3.0"	3.0"	4.0"
4	24.0"	25.0"	9.5"	9.5"	3.0"	3.0"	5.0"
5	26.0"	27.0"	9.5"	9.5"	3.0"	3.0"	5.0"

E = 3/2" with astragal; 5/2" with Featheredge

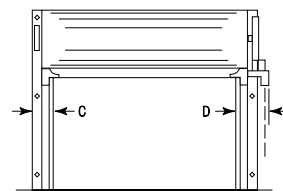
Dimensions are based on #45 Slat 22 ga. front for doors to 24'0" wide, #45 Slat 20 ga. front for doors to 30'0" wide, and #45 Slat 18 ga. front for doors over 30'0" wide. Use of other gauges may increase the dimensions shown.

Dimensions shown are for initial design. For final design, specifications, and to view the complete Cookson Product line, visit Cooksondoor.com.

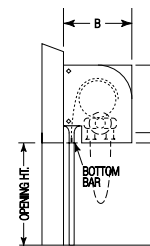


SLAT & GAUGE SELECTION

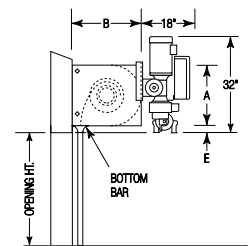
- #45 Slat 22 Ga. Front / 22 Ga. Back Steel or Stainless Steel Max. Door Width 24'0"
- #45 Slat 20 Ga. Front / 22 Ga. Back Steel or Stainless Steel Max. Door Width 30'0"
- #45 Slat 18 Ga. Front / 22 Ga. Back Steel Door over 30'0" Width
- #45 Slat .032" Front / .032" Back Aluminum Max. Door Width 20'0"
- #45 Slat .050" Front / .032" Back Aluminum Max. Door Width 30'0"



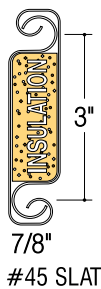
INSULATED SERVICE DOOR ELEVATION



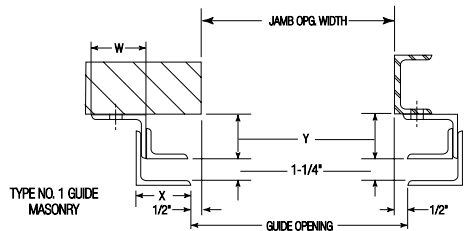
CHAIN OPERATED SECTION



MOTOR (GEARHEAD) SECTION

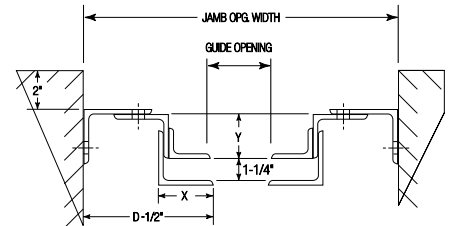


#45 SLAT



TYPE NO. 1 GUIDE MASONRY

FACE OF WALL GUIDES



TYPE NO. 2 GUIDE STEEL WOOD

BETWEEN JAMB GUIDES

ASHRAE calculations for the U-Value

U-Value: 0.159
 R-Value: 6.29

Based on urethane insulation. Tested or actual values may vary from calculated values.



P.O. Box 23880 • Phoenix, AZ 85063 • Phone: (800) 390-8590 • Fax: (866) 448-6804 • An ISO 9001:2008 Registered Company
 Visit Cooksondoor.com or contact Architectural Design Support: ADS@Cooksondoor.com or (800) 390-8590, ext. 1280